




Arlington/Boardman Weather Website (www.k1s8.com/Current_Vantage_Pro.htm) (www.k1s8.com/boardman/Current_Vantage_Pro.htm)

Weather Website Contact Information

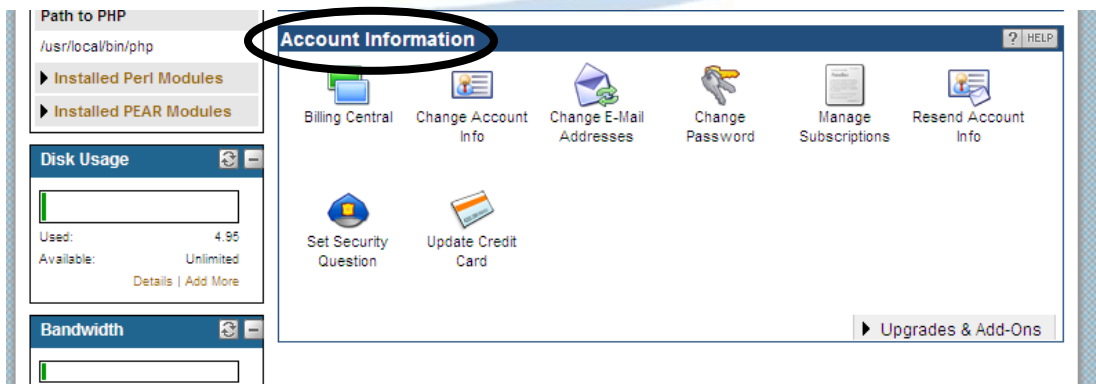
Host: Startlogic
www.startlogic.com
1-800-725-8064

Change or View Account Information

- Go to www.startlogic.com
- In the upper right hand corner of the page click on the **VDECK** tab.



- Username:** flightops
Password: (obtain from printed copy)
- This will take you to a page with many different options.
- To view or change the account information scroll down to the bottom of the page until you see the heading “**Account Information**”.







- Under that heading are all the options to view or change the account.

Managing the Website Online

- Go to www.startlogic.com
- In the upper right hand corner of the page click on the **VDECK** tab.

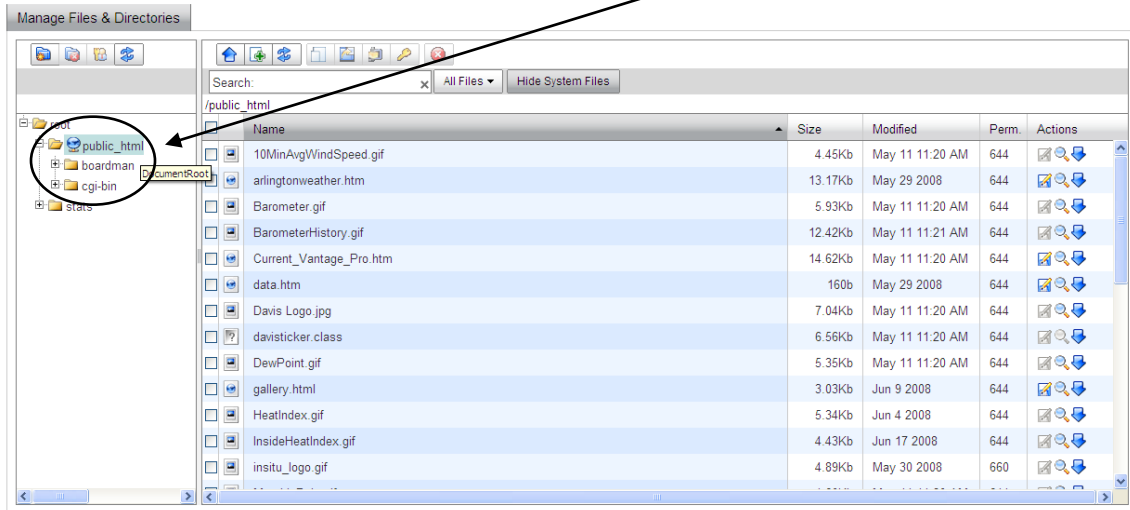


- **Username:** flightops
Password: (obtain from printed copy)
- This will take you to a page with many different options.
- To view or manage files being uploaded click on **File Manager** under the heading “**Web Site**” at the top of the page.

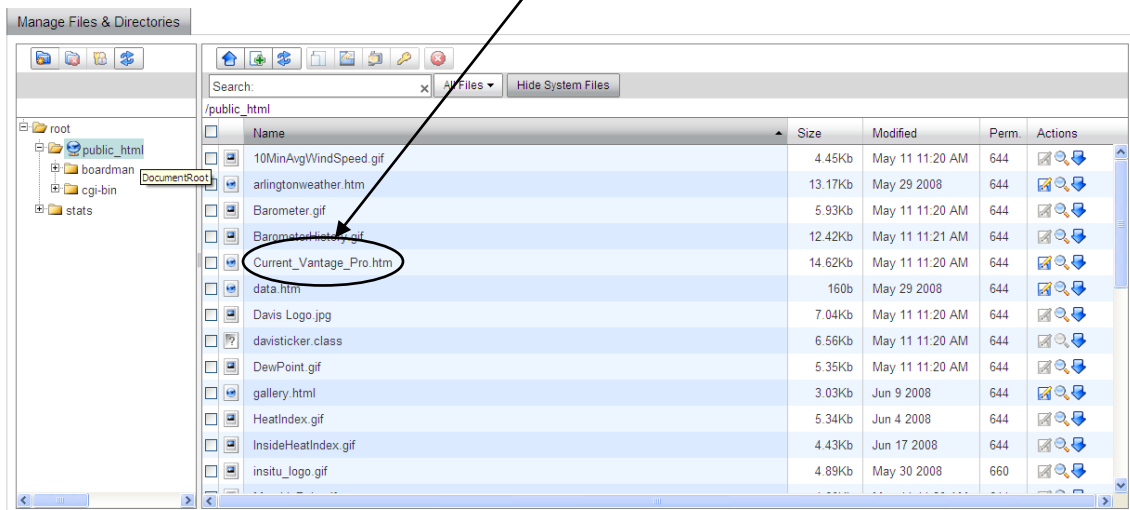




- All the Arlington weather files are located in the **public_html** folder, and all the Boardman weather files are located in the **public_html/boardman** folder.



- Each file is updated every time the WeatherLink software updates. The file being shown on the web page is the **Current_Vantage_Pro.htm** for both Arlington and Boardman.





- These files can be edited by selecting the desired file and then under **Actions**, selecting **Edit**.

